



Philanthropic Support to Address HIV and AIDS in 2021

FCAA's 20th Resource Tracking Report Launch Webinar, October 24, 2023

Logistics

- For French or Spanish interpretation, select globe, choose language
- Captions can be enabled at the bottom of screen
- Consider introducing yourself in the chat
- Ask questions through the Q&A or chat functions
- Please no AI Notetaking bots, for security purposes
- Session will be recorded

Thank you!

To those that submitted data

To those that reviewed this report

Mauro Cabral Grinspan, Global Philanthropy Project; Micheal Ighodaro, Prevention Access Campaign; Alli Jernow, Arcus Foundation Coco Jervis, Mama Cash; Alyssa Lawther, Funders for LGBTQ Issues; Charles Stephens, Counter Narrative Project; Mark Vermeulen, Aidsfonds

To those that supported this work through general operating and project grants

Broadway Cares/Equity Fights AIDS, The Levi Strauss Foundation, and Gilead Sciences

To our Board that guides and elevates this important data

To our amazing colleague and report author



Agenda

- ❖ Welcome & Logistics: Masen Davis, Executive Director, FCAA
- ❖ Stage Setting: Jesse Milan, Jr., AIDS United, FCAA Board Chair
- ❖ Report Findings: Caterina Girona, Research & Program Manager, FCAA
- ❖ Moderated Conversation with Community Respondents
- ❖ Q&A with Audience
- ❖ Closing Remarks: Masen Davis, FCAA

Panelists



Marsha Jones

The Afiya Center



B. Caroline Kouassiaman

ISDAO



Viet (Mason) Trinh

Lighthouse Social Enterprise.



Mark Vermeulen

Aidsfonds

FCAA Board Chair, Jesse Milan Jr.



Jesse Milan Jr. FCAA (CHAIR)

AIDS United



FCAA Resource Tracking Report: *20th Edition!*



Overview

\$692,105,509

**TOTAL PHILANTHROPIC SUPPORT
TO ADDRESS HIV AND AIDS IN 2021**




187
funders



5,640
grants



~2,800
grantees

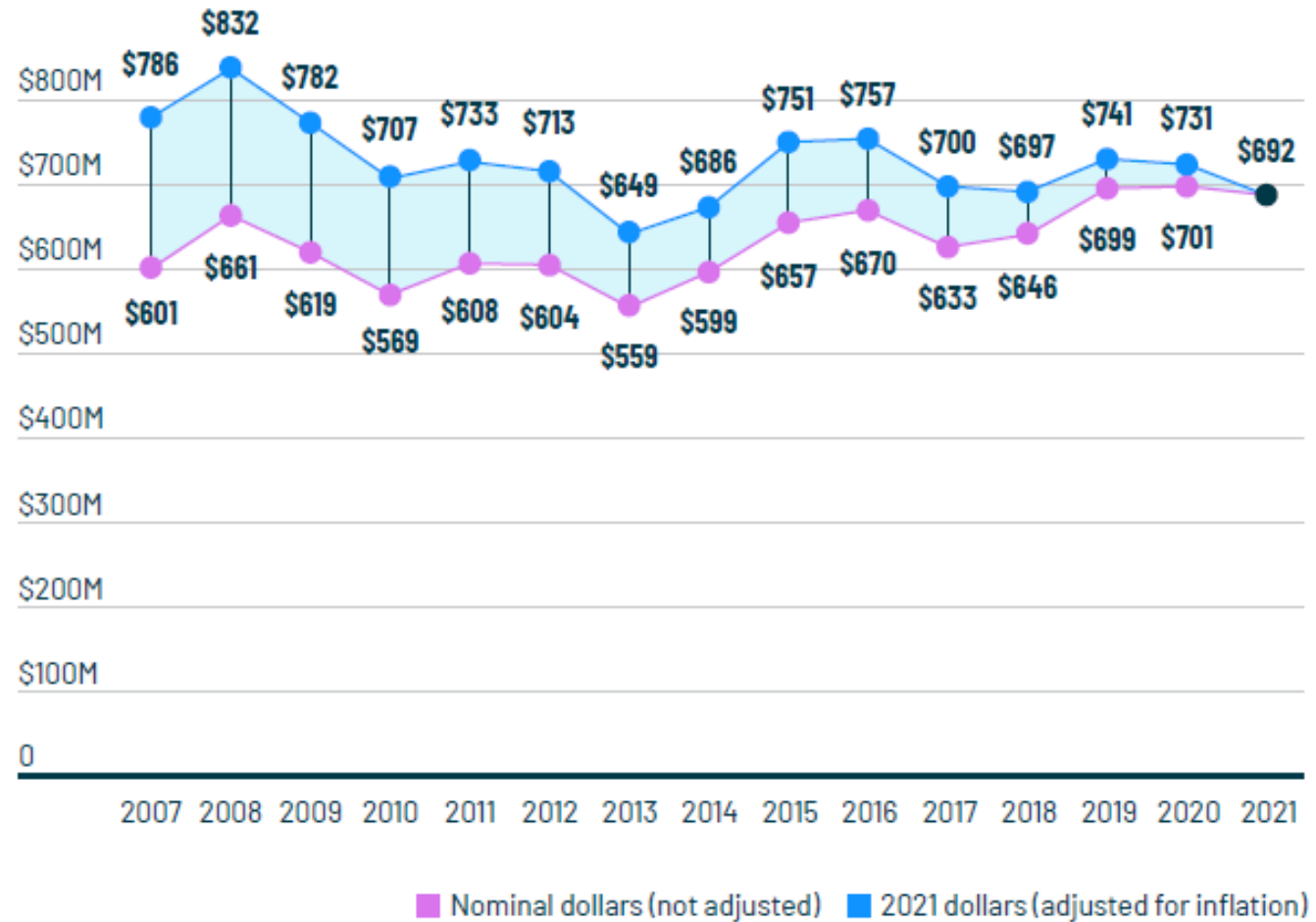


Inflation

Given **impacts of inflation** in recent years, we've added a chart that adjusts for inflation.

Can see more of a **declining trend** in total funding with this adjustment

2007-2021 HIV-related Philanthropic Disbursements, Nominal and Adjusted for Inflation (US\$)



Top Grantmakers

Continued concentration at the top:

- Top 20 funders account for 92%
- Top 2: 66%

New funders on Top 20 list:

- Silicon Valley Comm Fdn (DAF)
- American Jewish World Service
- UHAI-EASHRI

2021 Top 20 HIV-related Philanthropic Funders (US\$)¹⁴

FUNDER	HIV-RELATED DISBURSEMENT	CHANGE FROM 2020	NUMBER OF GRANTS	PERCENTAGE OF TOTAL GRANTMAKING ¹
1 Gilead Sciences, Inc. ^{R, M}	239,709,927	-15%	1,017	70%
2 Bill & Melinda Gates Foundation	230,818,758	9%	222	4%
3 ViiV Healthcare ^{R, M}	42,007,322	22%	722	100%
4 Silicon Valley Community Foundation	31,390,950	n/a	31	1%
5 Wellcome Trust	30,351,264	-10%	78	3%
6 Broadway Cares/Equity Fights AIDS ^R	9,867,013	-12%	441	66% [†]
7 Elton John AIDS Foundation ^R	8,530,263	-40%	47	100%
8 MSD ^{R, M} (Merck & Co.)	7,799,343	38%	80	8%
9 MAC Viva Glam Fund ^{R, M}	7,389,239	-38%	412	n/a
10 Open Society Foundations ^R	7,066,063	17%	n/a	<1%
11 Sidaction ^R	6,729,926	11%	227	100%
12 Aidsfonds ^R	6,271,943	-9%	76	100% [†]
13 Children's Investment Fund Foundation ^R	5,572,240	-37%	7	<1%
14 Stephen Lewis Foundation ^R	4,745,658	7%	211	100%
15 AIDS United ^R	3,980,868	-44%	109	100% [†]
16 Nationale Postcode Loterij (Dutch National Postcode Lottery)	3,963,180	33%	2	<1%
17 American Jewish World Service ^R	3,473,730	20%	121	9%
18 FXB International (Association François-Xavier Bagnoud)	3,403,531	-16%	34	45%
19 Tides Foundation	3,018,635	-6%	39	<1%
20 UHAI-EASHRI ^R	2,978,367	112%	191	56%

Transformational 2%

Domestic Government responses: **60%** resources

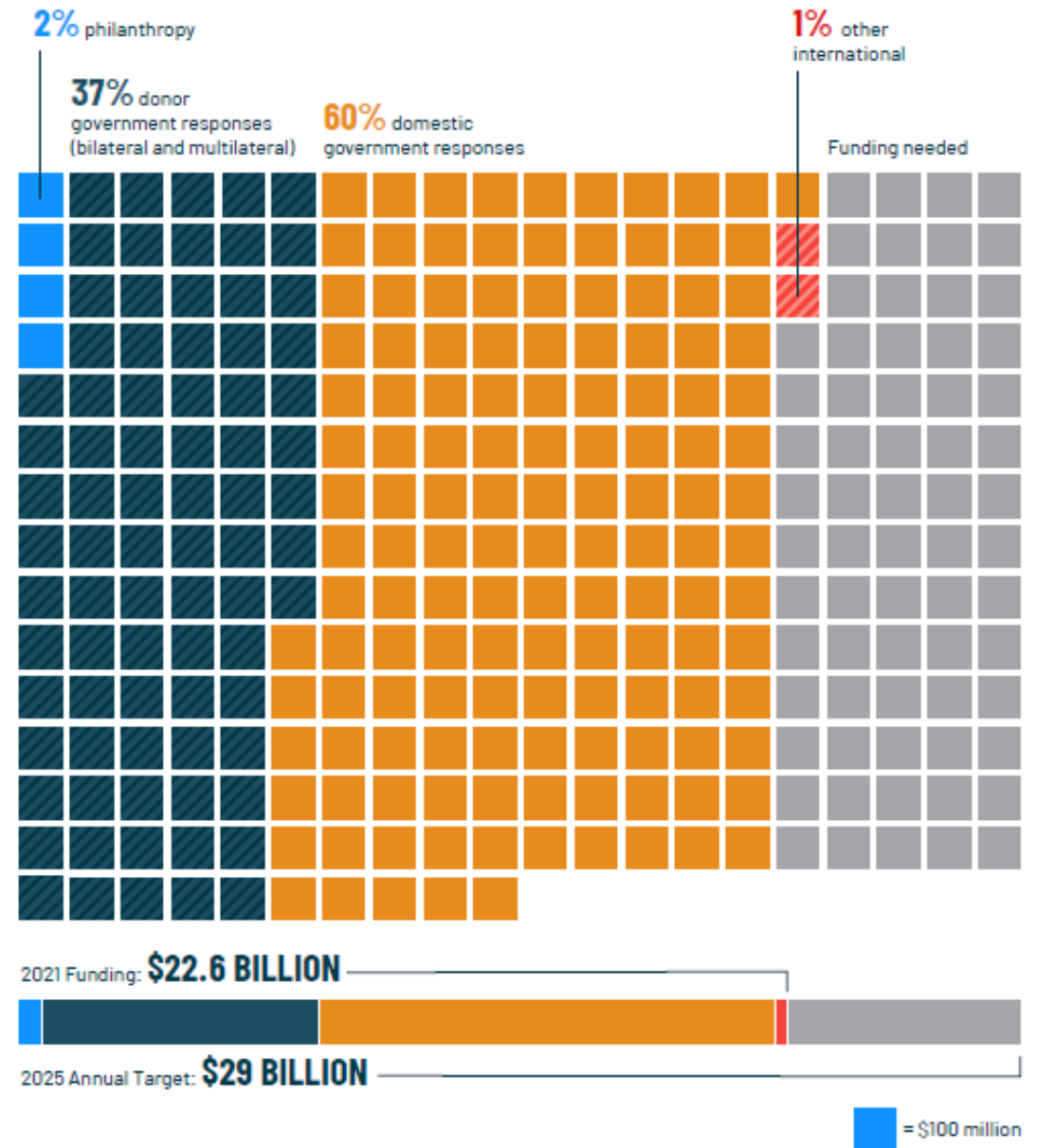
Bilateral and multilateral responses: **37%**

\$6+ billion funding gap to get to the UNAIDS estimated annual funding needs by 2025

Philanthropy's 2% is pivotal in reaching these goals



2021 Total Resources for HIV and AIDS in Low- and Middle-Income Countries (US\$ Millions)^{18,19}



Critical Increases and Decreases

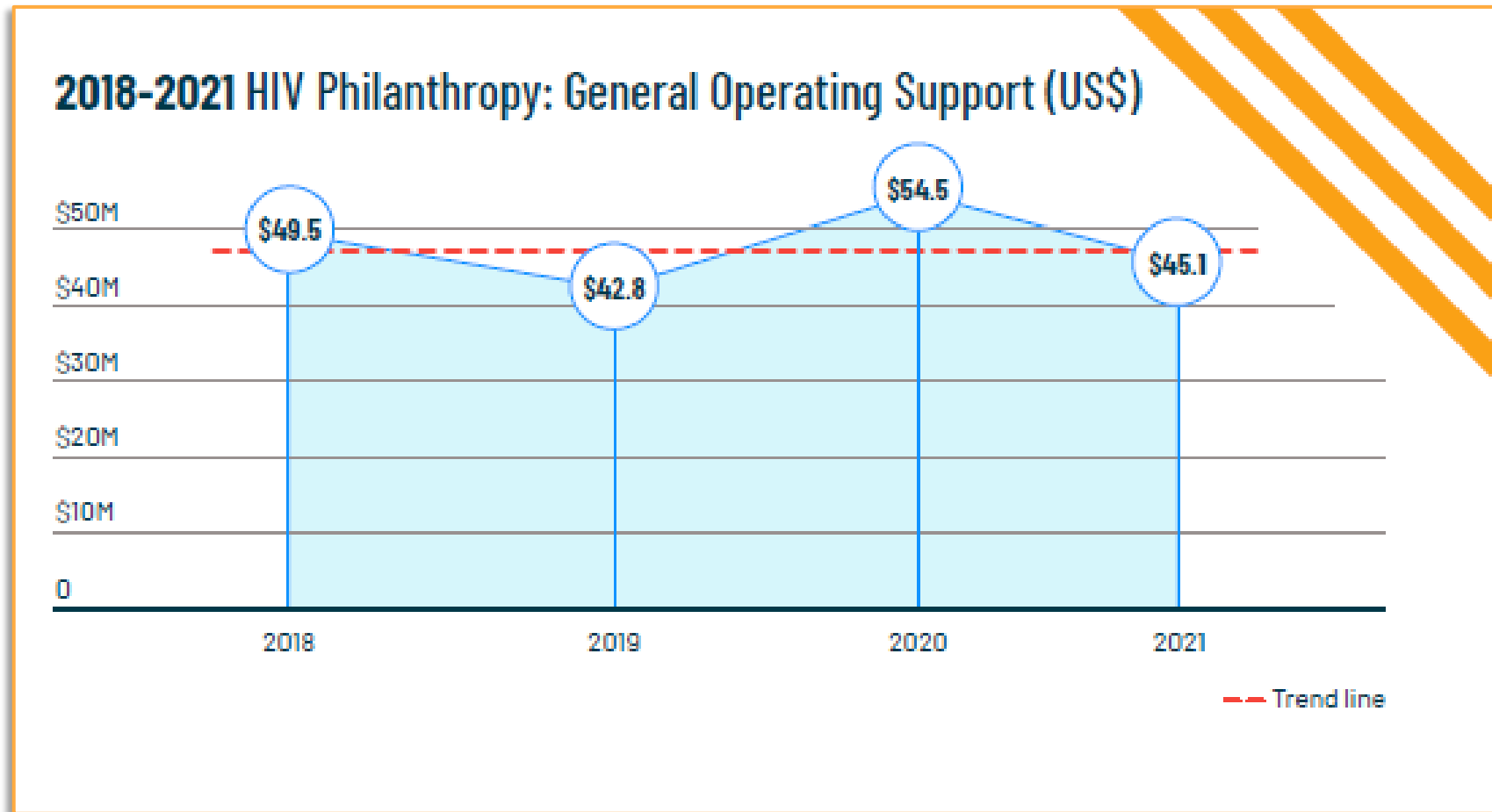
WHAT YOU NEED TO KNOW

If you have only 10 minutes, we encourage you to prioritize reading this section.

- ✓ Advocacy
- ✓ Capacity Building/Leadership Development
- ✓ Social Services
- ✓ PrEP
- ✓ BIPOC Communities
- ✓ Migrants/Refugees
- ✓ Key Populations
- ✓ Women & girls

- Trans Communities
- General Operating Support
- COVID-19 responses

General Operating Support Drops

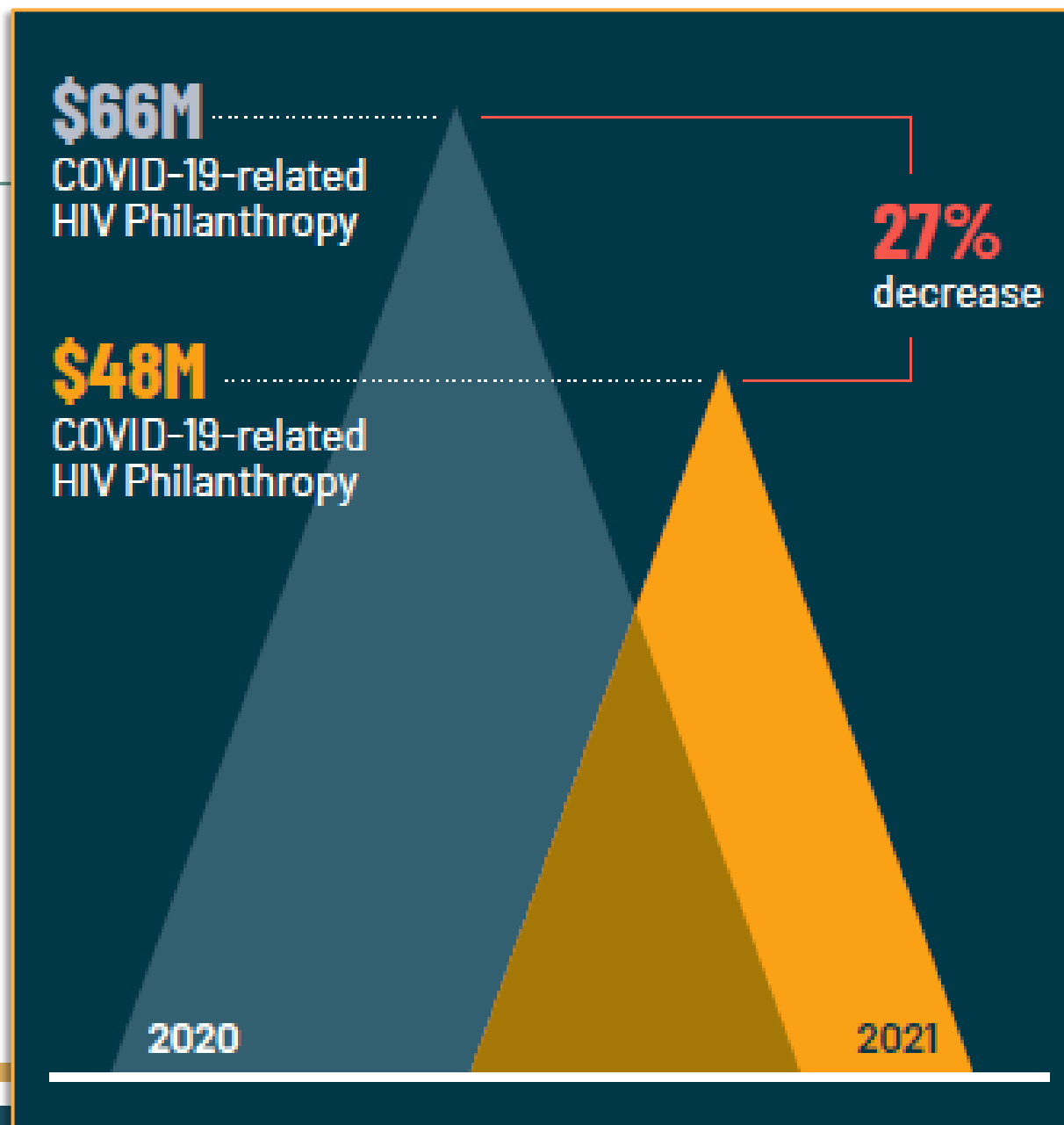




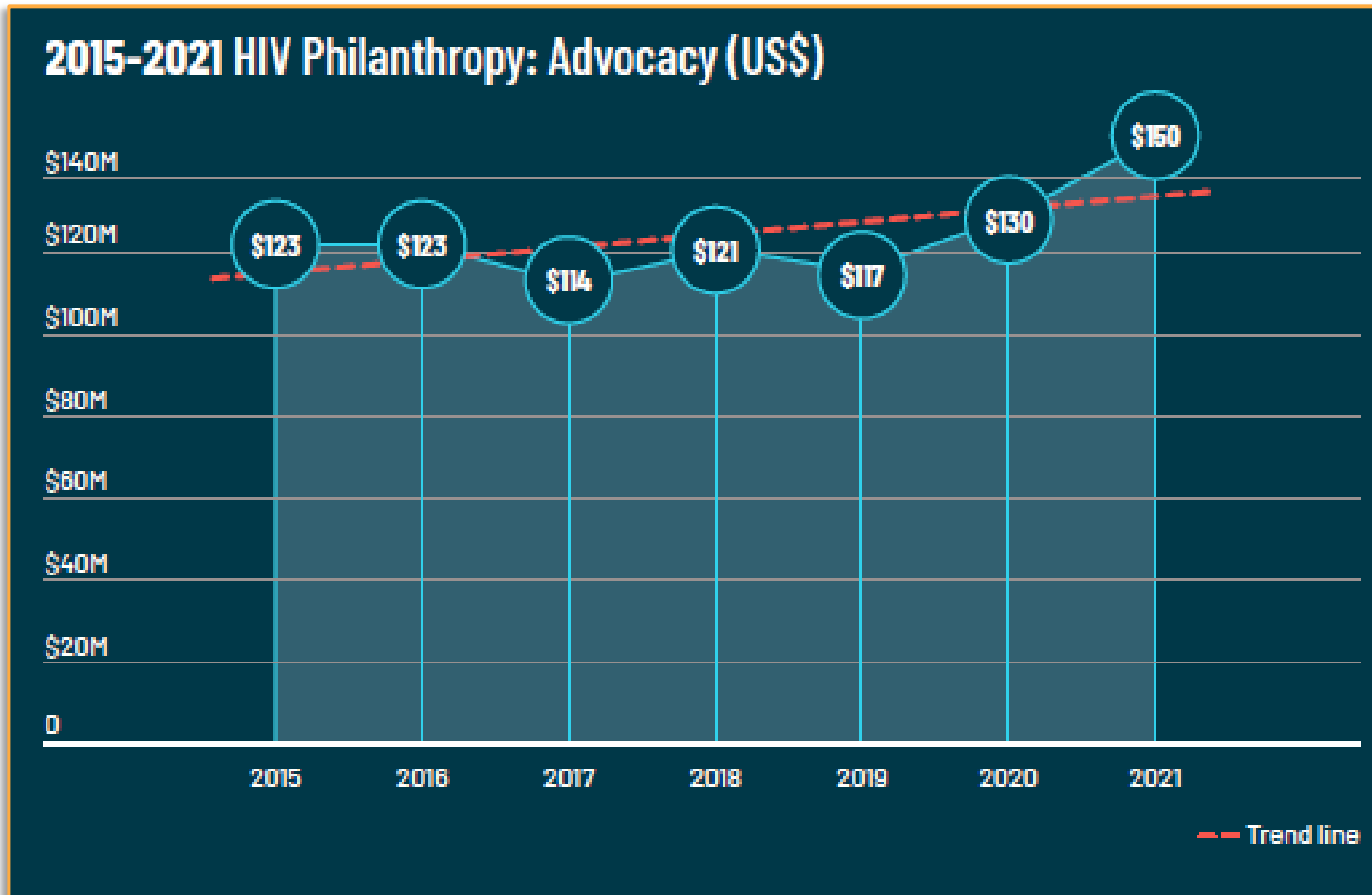
COVID-19 Response

27% decrease in HIV Philanthropy that responded to or was impacted by COVID-19

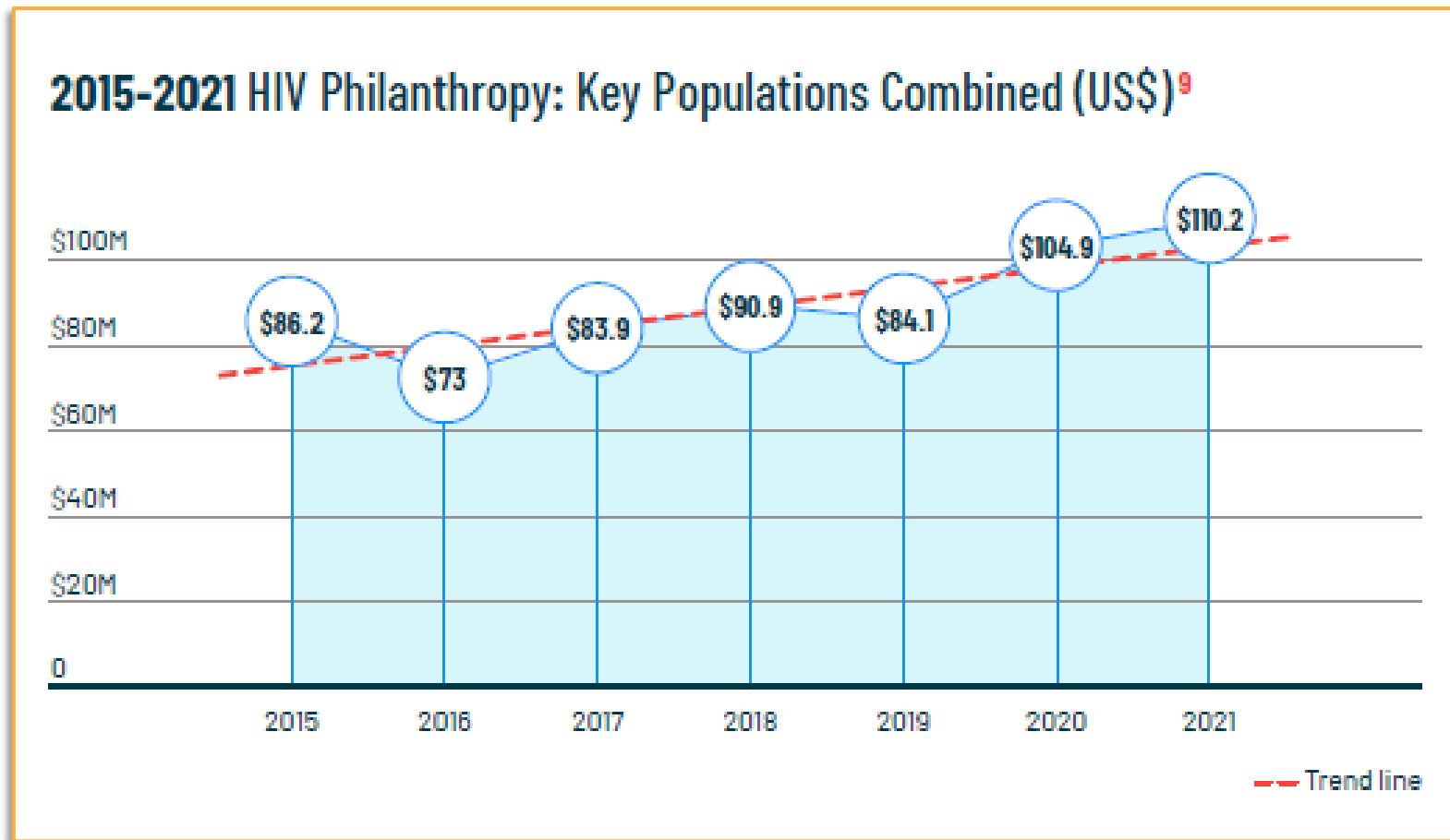
Little to no funding directed to tackle impacts of **Long COVID**



Advocacy Funding Reaches All-Time High

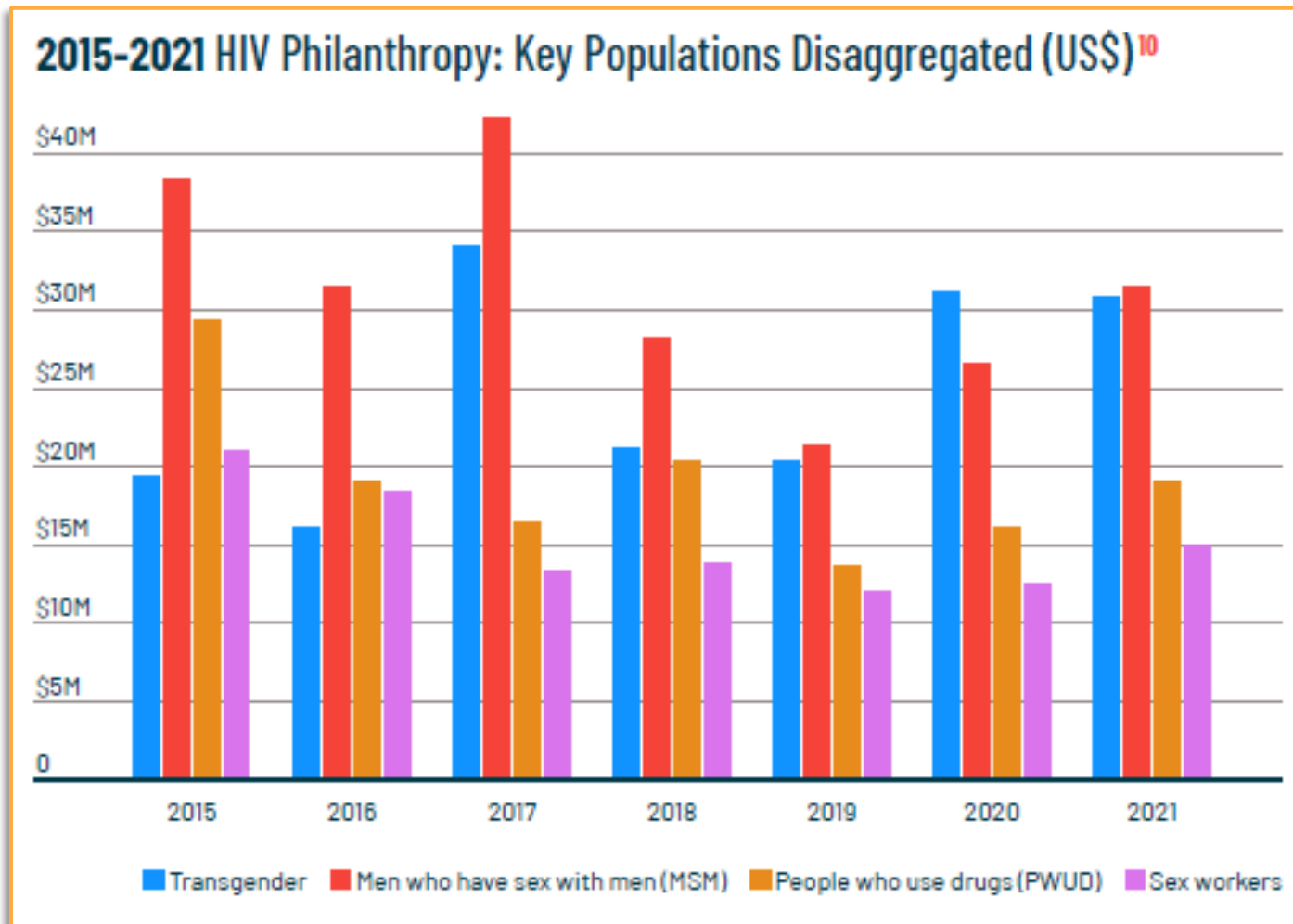


Key Population Funding at New High





Increases to All but Trans Communities



Top Funder Spotlights

2021 Top 10 Funders of People Who Use Drugs

- 1 Gilеad Sciences, Inc.^R
- 2 ViiV Healthcare^R
- 3 Elton John AIDS Foundation^R
- 4 MAC Viva Glam Fund^R
- 5 Sidaction^R
- 6 Comer Family Foundation^R
- 7 AIDS United^R
- 8 Broadway Cares/Equity Fights AIDS^R
- 9 Emory COMPASS Coordinating Center
- 10 Community Education Group^R

2021 Top 10 Funders of Children and Youth

- 1 Bill & Melinda Gates Foundation
- 2 Gilеad Sciences, Inc.^R
- 3 ViiV Healthcare^R
- 4 Stephen Lewis Foundation^R
- 5 Children's Investment Fund Foundation^R
- 6 FXB International (Association François-Xavier Bagnoud)
- 7 Conrad N. Hilton Foundation^R
- 8 Wellcome Trust
- 9 MAC Viva Glam Fund^R
- 10 Aidsfonds^R

TOP FUNDER SPOTLIGHTS

FCAA strives to spotlight the leadership of top funders engaged in supporting strategies and populations of focus that are critical to the fight against HIV and AIDS.

This section provides an important opportunity to highlight the leadership and diversity of organizations that constitute the philanthropic response to HIV. On these top 10 lists you will find names recognizable from the overall top 20 funder list down to smaller, community-rooted and intermediary funders, as well as organizations that address HIV through intersectional approaches. FCAA members are heavily represented on these lists.

^R FCAA Member

2021 Top 10 Funders of General Operating Support

- 1 Broadway Cares/Equity Fights AIDS^R
- 2 Bill & Melinda Gates Foundation
- 3 ViiV Healthcare^R
- 4 Nationale Postcode Loterij (Dutch National Postcode Lottery)
- 5 M.A.C. VIVA GLAM Fund^R
- 6 Gilеad Sciences, Inc.^R
- 7 Tides Foundation
- 8 Sidaction^R
- 9 AIDS United^R
- 10 Levi Strauss Foundation^R

2021 Top 10 Funders of PrEP

- 1 Bill & Melinda Gates Foundation
- 2 Gilеad Sciences, Inc.^R
- 3 ViiV Healthcare^R
- 4 Children's Investment Fund Foundation^R
- 5 Sidaction^R
- 6 Elton John AIDS Foundation^R
- 7 Methodist Healthcare Ministry
- 8 MAC Viva Glam Fund^R
- 9 AIDS United^R
- 10 Aidsfonds^R

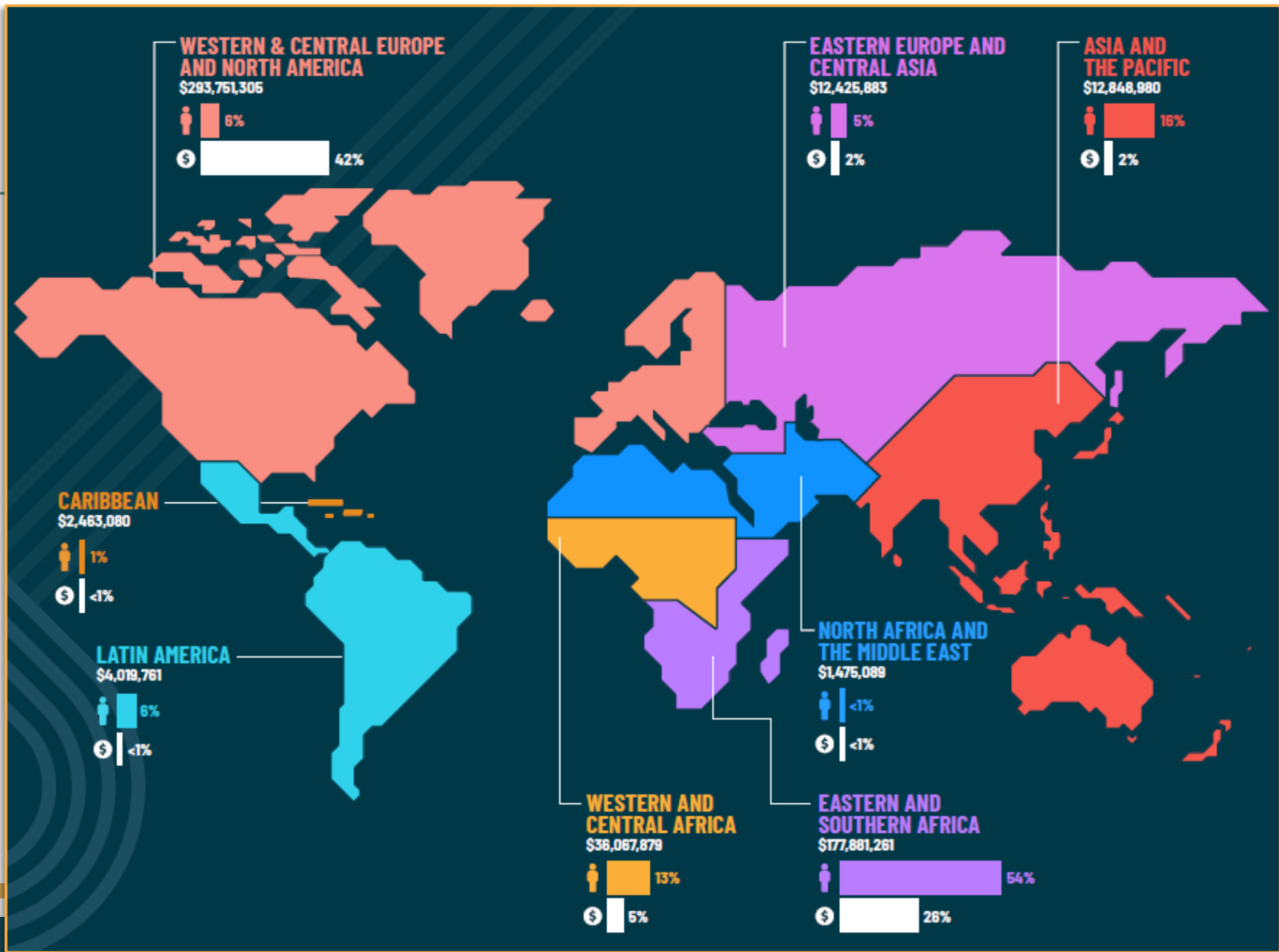
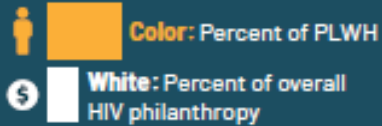
Geographic Impact

2021 World Map: Proportion of HIV Prevalence vs. HIV Philanthropy, by Region ²³

In 2021, a total of 187 philanthropic funders made more than 5,600 HIV-related grants to over 2,800 grantees, totaling \$692 million. To better elucidate the discrepancies in funding for certain regions, we overlaid recent UNAIDS data with the 2021 HIV-related philanthropy totals for comparable regions. This visual shows that funding does not closely align with the highest-burden regions; the Global North receives the bulk of funding despite its lower prevalence, and higher-burden regions, including Eastern and Southern Africa, receive significantly less funding. For additional detail, please reference the region-specific profiles that follow this section.

REGION

Total funding (US\$)



Regional Profiles

EAST ASIA AND SOUTHEAST ASIA

EASTERN AND SOUTHERN AFRICA

HIV-related philanthropy to Eastern and Southern Africa in 2021:



As a complement to *Philanthropic Support to Address HIV and AIDS in 2021*, this regional profile provides a new level of data to help inform the advocacy of funders and communities active in the region. Due to the size and complexities of the epidemic in this region, FCAA invited perspectives from both the Love Alliance and the Farm Orphan Support Trust of Zimbabwe (FOST).



THE LOVE ALLIANCE

Eastern and Southern Africa remains the region most heavily affected by HIV. Despite substantial progress in the region, reductions in new HIV infections need to be accelerated to end AIDS. With the rise of conservative parties across Eastern and Southern Africa, the overall AIDS response is challenged. The well-funded anti-gender and anti-rights movement together with growing conservatism became more present than ever in 2023, at the time of this writing. Uganda has passed the draconian anti-LGBTQ+ law that makes homosexual acts punishable by death for people with HIV and imposes up to 20 years in prison for "promoting" homosexuality. In countries where such legislation is active, we see five times as many

HIV infections among gay men as in countries without such laws. These developments also have an impact outside Uganda. Similar legislation is also being drafted in Kenya, Tanzania, and Burundi.

In response to the continuously changing landscape, funders need to support community organizations directly with long-term, flexible, and core funding that allows for advocacy and movement building. That is exactly what the Love Alliance does through a commitment to make funding as accessible and relevant for communities as possible.

The Love Alliance was created with an unwavering commitment to protecting, promoting, and fulfilling sexual and reproductive health and rights globally; unifying people who use drugs, sex workers, and LGBTQ+ movements; and amplifying the diversity of voices in these communities. This is incredibly important because despite representing 70% of all new HIV infections globally, key populations and their partners receive only 2% of overall HIV resources. Funded by the Dutch Ministry of Foreign Affairs, the Love Alliance brings together national thought leaders GALZ, SANPUO, and Sisonke; regional grantmakers UHAI EASHRI and ISDAO; the Global Network of People Living with HIV (GNP+); and the Netherlands-based administrative lead Aidsfonds. The Love Alliance is implemented in Burkina Faso, Burundi, Egypt, Kenya, Morocco, Mozambique, Nigeria, South Africa, Uganda, and Zimbabwe.

Since 2021, the Love Alliance has supported 150 community organizations through its participatory grantmaking model to do advocacy, movement building, research, pilots of community-led service models, and litigation. In 2022 alone this funding enabled these organizations to advocate for the acceptance of six policies and strategies that relate to civic space and freedom and to see six harmful policies formally blocked or retracted. In addition, 22 policies and strategies were implemented to meet the needs of the communities. In Uganda, UHAI EASHRI provides emergency support to communities for safe spaces, litigation, implementation of safety and security plans, and access to legal services. In South Africa, the Love Alliance increased funding to sex worker-led organizations and coalitions to accelerate the advocacy for decriminalization of sex work.

The Love Alliance knows that directly supporting communities that are at the highest risk of HIV is the most effective approach. People in these communities know best what they need to remove the barriers to prevention and treatment. Participatory grantmaking provided a mechanism to look critically at our role as funders and to share responsibility with communities so that they were able to decide on our funding decisions. This participatory process is about more than effective grantmaking: it also creates a paradigm shift in how we work alongside communities.

"We are going back to the time when literally no one had access to HIV care. Safe sex within the LGBTQ+ community will become a myth, hearsay. We will challenge the law in the Constitutional Court. This will take a long break but I don't want the law to see the light of day. International solidarity is extremely important and the international community must continue to speak out and continue its support to LGBTQ+ organisations."

— An activist from Uganda



▲ Photo credit: Love Alliance

Philanthropic support to East Asia and Southeast Asia in 2021:



Philanthropic Support to Address HIV and AIDS in 2021, this regional profile provides data to help inform the role of investing funders and communities active in the region. The important role of investing funders in the region was highlighted when FCAA invited a grantee of the Love Alliance to speak at the FCAA Action and MPact Global Summit.

HOUSE

Hải Đăng

HOUSE is an organization that works for the rights, equity, and well-being of the LGBTQ+ community in Vietnam. The organization focuses on training and strengthening the capacity of the community to speak up and advocate for their rights. Through empirical evidence, providing legal support, and advancing the community's voice, HOUSE is mobilizing an inclusive, cohesive, and resilient community to ensure no one is left behind. HOUSE symbolizes a safe haven for

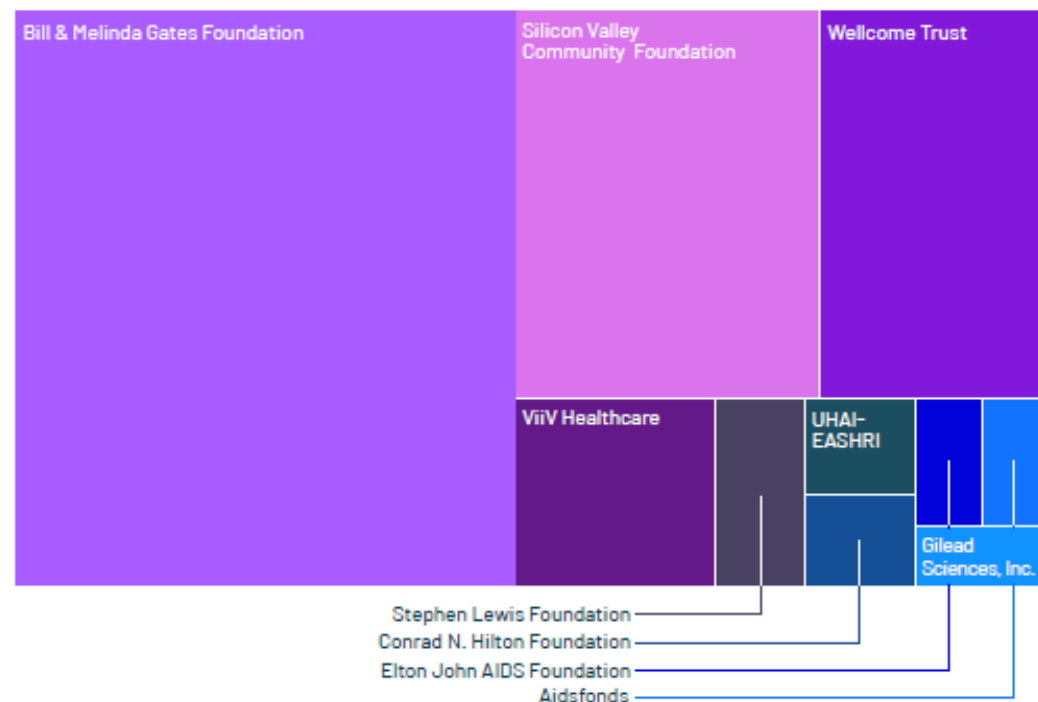
empirical data from UNAIDS which groups the South Asia and East Asia and Southeast Asia region into "Asia and the Pacific."

the community and a guiding light for the LGBTQ+ community to overcome obstacles and strive for a brighter future.

In Vietnam, as well as in the broader Asia-Pacific region, HIV remains a significant public health concern. Vietnam's HIV epidemic is concentrated among three key populations: MSM, people who use drugs, and female sex workers. Stigma and discrimination pose significant barriers to HIV prevention, testing, treatment, and care in Vietnam, and people living with HIV (PLWH) often face social exclusion, limited access to healthcare services, and violations of their rights. Coinfections, such as tuberculosis and viral hepatitis, are also prevalent among people living with HIV in the region, leading to increased morbidity and mortality.

Efforts are needed to reduce HIV-related stigma and discrimination, protect the rights of PLWH and key populations, and address structural barriers to accessing healthcare and social services. Collaboration among governments, civil society organizations, communities, and development partners is crucial to strengthen the HIV response, promote evidence-based policies, and ensure sustainable funding for prevention, treatment, care,

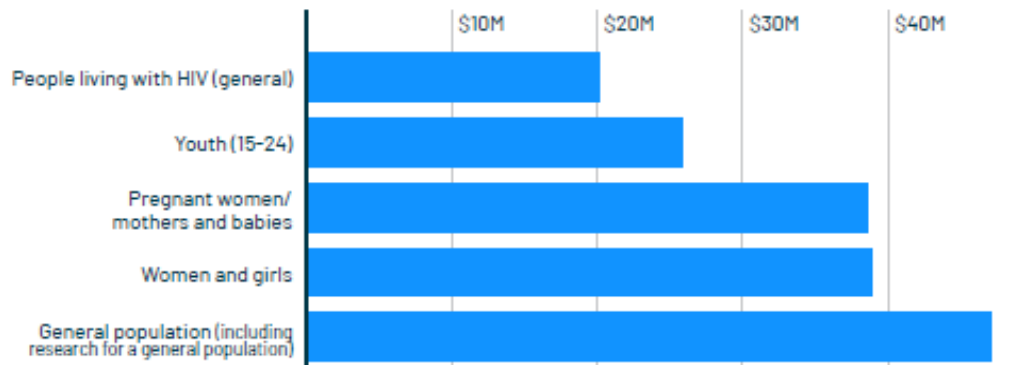
2021 Eastern and Southern Africa: Top 10 Funders



2021 Eastern and Southern Africa: Top 5 Intended Use of Funding (US\$)



2021 Eastern and Southern Africa: Top 5 Populations of Focus (US\$)



COVID-19/Emergency Response funding:

\$10,503,624



Key populations funding:

\$11,956,253

2021 Eastern and Southern Africa: Recipient Countries (US\$)

COUNTRIES	DISBURSEMENTS	COUNTRIES	DISBURSEMENTS
<i>Regional (non-country specific)</i>	57,462,229	Lesotho	1,001,846
South Africa	34,957,745	Eswatini	935,469
Kenya	28,286,460	Namibia	619,624
Malawi	23,186,170	Botswana	457,156
Zimbabwe	12,645,042	Seychelles	292,083
Uganda	11,310,941	Mauritius	115,858
Zambia	6,581,278	Burundi	75,506
Tanzania	5,534,201	Somalia	61,612
Mozambique	4,457,775	Djibouti	48,959
Rwanda	2,142,769	South Sudan	5,000
Ethiopia	1,075,352	Madagascar	543



PHILANTHROPIC SUPPORT TO ADDRESS HIV AND AIDS IN

2021

DOWNLOAD THE PDF REPORT

- OVERVIEW
- FUNDERS
- INTENDED USE
- POPULATIONS OF FOCUS
- GEOGRAPHIC FOCUS

OVERVIEW

This marks the 20th annual resource tracking publication from Funders Concerned About AIDS (FCAA) on philanthropic support to address HIV and AIDS. The report relies on grants lists submitted directly by 72 funders (representing 92% of the total HIV-related philanthropic funding tracked by FCAA), as well as publicly sourced grants information from funder websites, grants databases, annual reports, U.S. Internal Revenue Service (IRS) Form 990 returns, and Candid's Foundation Maps grants database (representing the remaining 8% of funding in the report). This report specifically captures HIV-related funding from philanthropic organizations around the world; it excludes any government funding to address HIV and AIDS, including domestic government, bilateral, and multilateral support.

HIV-related giving among philanthropic organizations totaled \$692 million in 2021, representing a \$9 million (1%) decrease from 2020. As in previous years, fluctuations in funding are predominantly driven by a handful of funders who control the majority of the resources.

View endnotes for each of these sections on pages 122-123 of the report which you can [download here](#).

DOWNLOAD FULL PDF REPORT



Visit the Report Online!

www.resourcetracking.fcaaid.org

LATIN AMERICA

DOWNLOAD THE PROFILE

HIV-related philanthropy to Latin America in 2021:



\$4,019,761
in funding



89
grants



17
funders



2,200,000
PLWH

As a complement to *Philanthropic Support to Address HIV and AIDS in 2021*, this regional profile provides a new level of data to help inform the advocacy of funders and communities active in the region. To spotlight the importance of investing in advocacy and human rights-based approaches, FCAA invited a grantee perspective from Letra S—a grantee of the Levi Strauss Foundation—in Mexico.



DOWNLOAD FULL PDF REPORT



RESOURCES





Key Takeaways



1% decrease in overall funding; but with inflation, a steady decline.



Concentration of funding at the top : 66% from top 2 funders.



Funders decreasing and moving away from HIV, as public funding and communities are under attack.



Gen Op and COVID-19 funding declined, in the heart of the pandemic, when flexibility was needed most.



Advocacy reached an all time high – one of the strongest levers philanthropy can offer.



Funding for key pops - 70% of all PLWH globally – increased, but funding for trans communities stalled.




Philanthropic funding is not evenly distributed according to need across the globe

What's Next?

- Wrapping up final calls for 2022:
 - Please reach out for an extension or to inquire about status.
 - Accepting data from intermediaries!
- Forthcoming analysis on EHE funding in 2021
- More deep dives and data infographics to come!
- Send feedback! What else do you want to see?
How can we support you?
 - **Caterina@fcaids.org**

CALL FOR DATA



DID YOU FUND
HIV-RELATED WORK
IN 2022?

FCAA is now accepting data
on HIV-related grants
distributed in calendar year
2022. Make sure your grants
are counted, submit today!

www.grants.fcaids.org

